

BoardSec

Boarding Gate

The Gunnebo BoardSec is a specifically designed boarding gate solution used for the validation of passenger boarding passes prior to boarding the plane.

The slim ergonomic design allows the BoardSec to be installed in single or multiple lane configurations neatly adjacent to the traditional boarding desk. The gate is designed to automate and speed up the boarding process for passengers with or without standard cabin luggage. Families and assisted passengers can still be handled in the conventional way by the Airline agents.

The passenger interface and gate usage is simple, adopting the common AEA protocol (SBG images) guiding passengers with a common approach across different airports. The BoardSec can be integrated with a range of IATA approved 2D barcode boarding pass readers providing connectivity to the airport IT infrastructure and CUTE

systems to update the Airline passenger manifest as the passenger embarks, enabling prompt preparation of Advance Passenger information and profiling.

A standard gate is available with 900mm high moving glass panels together with a detection system preventing unauthorised access but also allowing the passage with luggage. Should higher security levels be required then taller glass panels up to a maximum of 1800mm are available as an option.

In addition, the gate can also be upgraded with a passport/document reader and biometric capture devices which linked to the boarding pass verification, provide greater security and confirmation that the correct passenger is boarding.

BoardSec

Technical Specifications

Drive

Highly reliable and long lasting brushless DC motor

Materials

Casework: AISI 304-grade grained stainless steel
Moving panels: 12mm toughened clear glass
Side panels: 10mm toughened glass infill

Operating Modes

- Entry - Controlled uni-directional with single person detection
- Exit - Disembarking option, moving panels fully open with inhibited single person detection to allow free passage off the plane and into the terminal
- Emergency - Moving panels configurable to be either fully open or locked in closed position.
- Stacking option - if passengers present their boarding passes directly one after the other, the gates does not need to close between them. It counts the passages and closes after the person who presented the last boarding pass. This feature provides flow rates of up to 60 passengers per minute.

Passenger Sensors

Gunnebo unique single person detection system and algorithms

Total of 16 including 6 safety sensors to comply to the latest EU safety device regulations

Controlling Unit

Gunnebo NEP Lite controller

Manual Controller Setting

Display 8 segment + 4 push button + 6 LEDs +4 dipswitches

Connectivity

- Gate
RS232/RS485, Digital I/O optoisolated/dry contact/npn and CAN BUS and I2C bus for board expansion
- Embedded PC
RS232, RS485, GGA, DVI, Ethernet and USB2

Status Lights

LED way mode red/green indicator on top of front display panel to indicate the status of the lane to an agent observing the gate.

Green status lights mounted around the 2D barcode reader and printer to indicate to the passenger to present boarding pass or take a receipt for a newly allocated seat. Gate-End-Display informing queuing passengers in front of the gate about the status with a Green Arrow /Red Cross pictogram.

TECHNICAL DATA

- | | |
|-------------------------|--|
| • Power Supply | 230Vac 50Hz/115Vac 60Hz |
| • Power Rating | 600VA peak/100VA standby |
| • Operating temperature | -5°C to 50°C |
| • IP Rating | IP 32 |
| • Flow Rates | Up to 60 passages/minute depending on reader performance and passenger speed |
| • MCBF | 10 million cycles |

BENEFITS

- Fully certified with AEA protocols
- Intuitive self-explanatory user guidance, easy to understand, best PAX experience
- High passenger throughput (up to 60 per minute)
- Reduction in staffing costs
- Smallest footprint in the industry, least space requirements

FEATURES

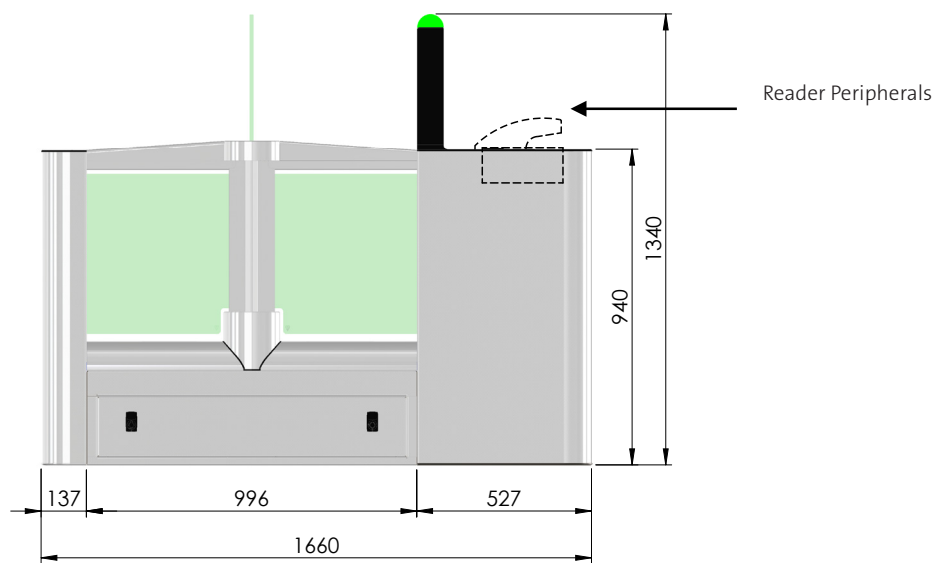
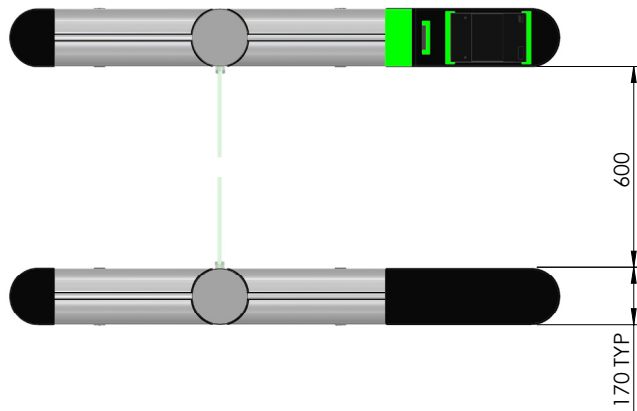
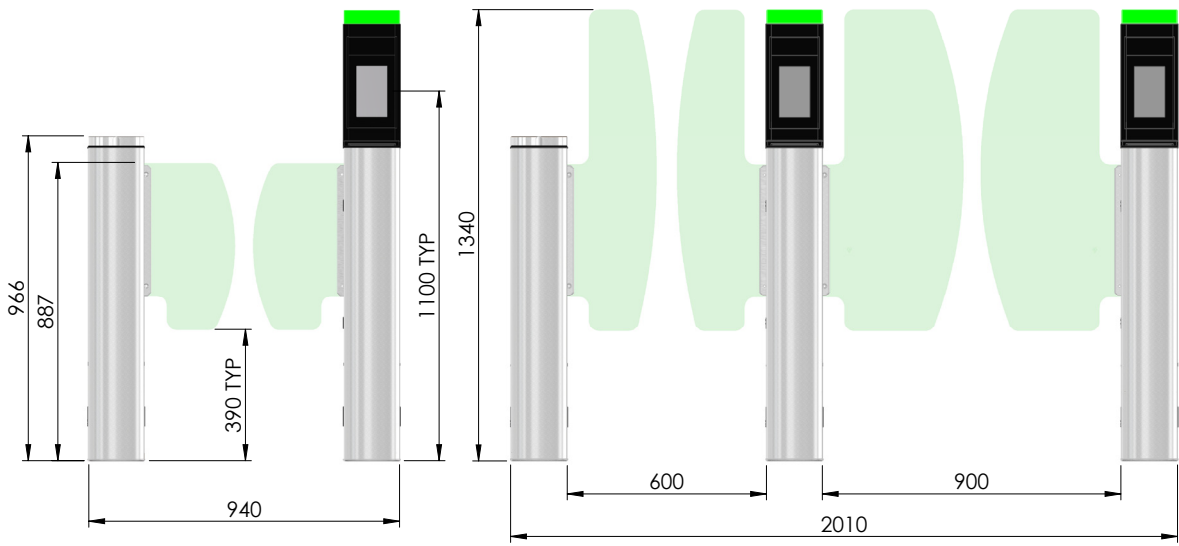
- AEA Compliant interface to Common Use platforms (e.g. CUTE or MUSE) and AODB from airports.
- Walkway width from 600mm to 900mm
- 165 mm housing width
- Secure locking mechanism
- Advanced detection for reliable passenger safety even with carry-on luggage
- Moving panel heights from 900mm to 1800mm for increased security
- Power failure - Fail lock with optional anti-panic device and opening by inbuilt BBU
- Controlling unit - NEP Lite controller
- Local/remote override
- Boarding Pass Reader System (options) Access IS - QBG 118, Desko - Penta Cube²
- Passenger Display
7" (152.4 x 91.44)
16:9 LCD
- Thermal Printer
- Gate Interface PC
Microsoft embedded
Windows 7

APPLICATIONS

- Airport
- Fast boarding with connection to Common Use system
- Pre-security boarding card check with connection to AODB
- Access control to restricted airport and airline lounges

BoardSec

Site Preparation



Concrete Base to specification at least (cube) 300N/mm² of resistance. Base to be flat and level to +/- 5mm over footprint area.

International Standards

CE compliance meeting the following directives:

- 89/336/EC EMC
- 72/23/EC Low Voltage
- 987/37/EC Machinery

Norms

- EN 60335-1 (2002) Safety of Household appliances and special electrical appliances
- EN 61000-6-3 (2002) Electromagnet compatibility - generic standard, emission
- EN 61000-6-2 (2002) Electromagnet compatability - generic standard, immunity
- UL compliance to the standard:
 - UL 325 Door, Drapery, Gate, Louver and Window Operators and Systems

For further information please contact:

Gunnebo Entrance Control Ltd
Bellbrook Business Park
Uckfield
TN22 1QQ
United Kingdom

Tel +44 1825 761 022
Fax +44 1825 763 835
E-mail airport.entrancecontrol@gunnebo.com
Web www.gunnebo.com

