

Chubb safes

EVOLVE



SMART.

Chubb safes Evolve is the only EN 1143-1-certified, ergonomic safe with an automated opening and locking system on the market today.

The handle-free design offers quick and easy access to valuables. Positioned on top of the door, the keypad lock features a grip height that provides optimal comfort: you can now enter the code in a standing position without having to bend down. The higher, shallow design means less reaching into the safe.



SECURE.

Chubb safes Evolve has been approved Grade 1 burglary protection certified by ECB•S, in accordance with the European standard, EN 1143-1. The high-security electronic lock is tested by ECB•S and certified in accordance with the EN 1300 standard, and includes the following features:

- 1 master code, 1 supervisor code and 7+ user codes
- Time delay of up to 99 minutes between lock being operated and door being opened. Also equipped with time-delay override
- Open and close signal



SLEEK.

Chubb safes Evolve is one of the most stylish safes on the market today. The high-quality, satin-textured polyurethane paint finish provides a sleek look. The rounded, chamfered edges add a graceful touch. The model 100 is supplied with one shelf as standard and the models 125 & 185 are supplied with two shelves.



Smart Intrusion Solutions

Chubb safes

Trusted the world over.

CHUBBSAFES EVOLVE

Class B high-security electronic lock, approved in accordance with **EN 1300**.

Grade 1 burglary protection certified by the European Certification Board of Security (ECB-S) in accordance with the European standard, EN 1143-1.

Automated opening and locking system with keypad lock placement at the top of door.

Three sizes that favour **height over depth** to adapt to a range of different spaces.

Ergonomic, handle-free design with chamfered edges.

Ideal for **home, small office** or **retail location**.

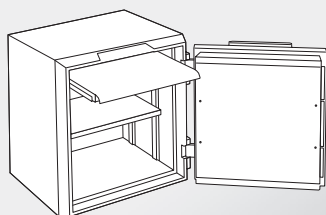
Innovative storage options for **quick access to smaller items**.

Plug-in version with **battery-power back-up system**.

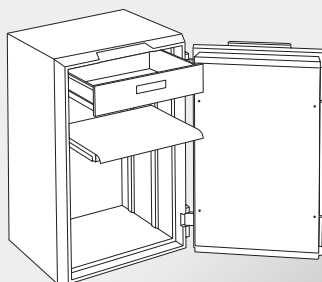


CHOOSE FROM 3 FUNCTIONAL SIZES

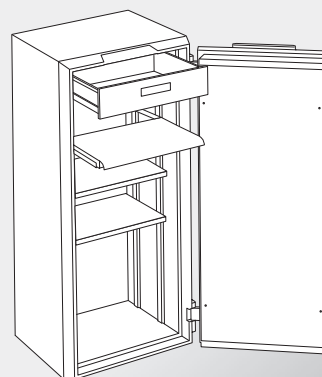
Please note: the figures below refer to exterior/interior measurements (in mm).



100
LITRES



125
LITRES



185
LITRES

	EXTERNAL			INTERNAL			WEIGHT	DOOR WEIGHT	BODY WEIGHT	INTERNAL VOLUME	CLEAR OPENING WIDTH
	H	W	D	H	W	D	KG	KG	KG	LITRE	
M100	690	600	500	590	500	328	151	42	109	100	1055
M125	876	600	500	776	500	328	186	56	130	125	1055
M185	1200	600	500	1100	500	328	247	81	166	185	1055

Authorised dealer



Smart Intrusion Solutions

www.smartintrusions.com

Chubbsafes

Trusted the world over.

www.chubbsafes.com