

Revolutionary Self-Assembly Security Cabinet



Chubbsafes Mekanno

BURGLARY RESISTANT PROTECTION

A revolutionary concept of do-it-yourself, on-site cabinet assembly that combines tried-and-tested security with convenience, flexibility and mobility.



Chubbsafes
Trusted the world over.



Self-assembly 3-mm security cabinet

Equipped with a certified EN 1300 Class A double-bitted key lock

Anti-drill plate on locks for additional protection against theft and large anti-drill plate to secure vulnerable areas of the locking mechanism

Includes four adjustable shelves for storing cash, electronics, computers, sensitive information and more

A SECURITY CABINET THAT'S AS MOBILE AS YOU ARE.

Build it up, bring it down: here, there, anywhere.

The Chubb Safes Mekanno Cabinet combines a do-it-yourself approach and tried-and-tested security for ultimate convenience, flexibility and mobility.

BEYOND STABILITY AND STRENGTH

For years, traditional welded cabinets have offered impenetrable protection against theft, delivering superior strength and integrity. But today, stability is often not enough. Customers increasingly require flexible and convenient security solutions that can adapt to a variety of environments and do not waste time and money on multiple installations.

COMMON CHALLENGES OF TRADITIONAL WELDED CABINETS INCLUDE:

Lack of mobility

Security cabinets are designed to be large, heavy and immobile, as many believe these characteristics are prerequisites for safely securing valuables. However, these features also make these cabinets difficult to move across locations and nearly impossible to squeeze into tight spaces.

Time-consuming and costly installation

Installation time affects overall productivity: in business environments, staff members are often required to supervise, which takes them away from sales and customer service. Multiple installations also rapidly incur servicing fees, directly affecting businesses' overall profit margins.

Security weak points

Many safes are designed with depth rather than height to privilege discrete, compact formats. However, safes that are deep require more reaching to grasp an object. Ergonomics experts agree that a safe that favours height instead of depth effectively minimises reaching, and promotes a standing position.



DISCOVER THE DIY* APPROACH

The self-assembly or “do-it-yourself” concept has proven popular and effective in the construction, home improvement, fashion and furniture industries. But the concept has never been applied to security cabinets, until now.

Designed with convenience, flexibility and mobility in mind, the Chubb Safes Mekanno Cabinet is a self-assembled security cabinet that offers the same level of protection as traditional welded cabinets, with the added advantage of easy transport to hard-to-reach spaces.

The revolutionary, do-it-yourself system means you can build up, tear down and move your security cabinet anywhere, and as often as you’d like.

Of course, if you prefer not to assemble yourself, Gunnebo professionals and approved partners are always available to install the security cabinet for you.

*Do-it-yourself, often referred to as DIY, refers to the practice or hobby of building and repairing things oneself without the help of paid professionals.

WITH THE CHUBBSAFES MEKANNO CABINET, WE GUARANTEE

MOBILITY

The self-assembly model enables you to install in spaces that would normally be difficult or nearly impossible to access with a traditional welded cabinet. This includes awkward spaces such as basements or attics that are accessible by stairs only. The single, easy-to-ship carton makes delivery and transport as effortless as possible via small van, truck, or even by hand.

FLEXIBILITY

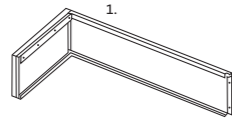
Discover a unique security cabinet on the market today that can be assembled on site. In around 45 minutes, two people with simple tools; can assemble the cabinet. And once all the components are in place, it’s just as easy to bring down at any time. Need to change locations? Simply disassemble and transport the components to your new location.

SECURITY

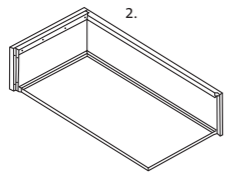
Once correctly installed, the Chubb Safes Mekanno Cabinet provides you with the same level of security as a traditional welded cabinet. Your valuables are fully protected by a certified EN 1300 Class A double-bitted key lock, two optional “magic module” locks and anti-drill plates on the locks for even more protection.



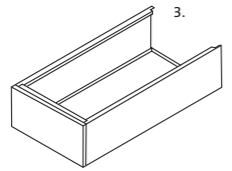
8 SIMPLE STEPS TO BUILD YOUR SECURITY CABINET



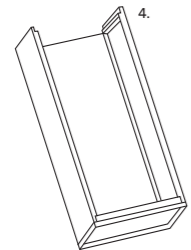
STEP 1. Align the base and side panel against each other on the ground, aligning the boltholes. Fit and hand-tighten the bolts, ensuring the bolt heads are facing inwards.



STEP 2. Repeat Step 1 for rear panel with side and base panels.



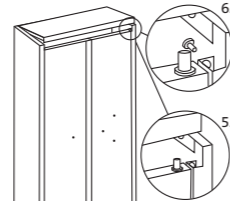
STEP 3. Repeat Step 1 for second side panel with base and rear panel.



TWO MEN OPERATION!

STEP 4. Set the cabinet in an upright position.

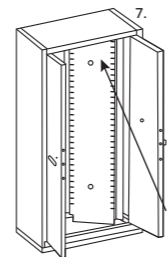
Note: Building Mekanno is a job for at least two people. Care should be taken to wear appropriate personal protective equipment, use correct manual handling techniques and ensure a clear and safe working area.



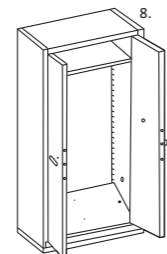
TWO MEN OPERATION!

STEP 5. Position the top panel and insert the bolts without tightening. Insert the bottom hinge pins into the base, then position the doors on the bottom hinge pin, ensuring the door with locks is on the right. Insert the top hinge pin, lift the top panel slightly and place the hinge pin in the top panel.

STEP 6. With the top panel and doors in place, tighten all bolts using a screwdriver and 10-mm spanner. Remember to tighten the bolt in each front corner near the hinge pin.



STEP 7. Insert the symmetrical inner side panels and push them up against the walls.



STEP 8. Insert the symmetrical inner base plate, covering the anchoring bolts and position shelves using shelf clips supplied in your kit.

CHUBBSAFES MEKANNO AT A GLANCE

IDEAL FOR

Banking, retail, commercial, military or government applications.

LOCKING

EN 1300 Class A certified double bitted key lock as standard; Optional Class A Electronic or manual combination locks; A second “magic module” lock position is fitted to allow dual locking if required; Anti-drill plate protection for both locks and vulnerable areas of the bolt work.

FITTINGS

Four adjustable shelves

DIMENSIONS

Model	External (mm)			Internal (mm)			Volume (litres)	Weight (kg)
	Height	Width	Depth	Height	Width	Depth		
685	1950	940	500	1785	868	440	682	265

Authorised dealer



Smart Intrusion Solutions
www.smartintrusions.com

Chubbsafes
Trusted the world over.

www.chubbsafes.com

'Chubb' is owned by Chubb plc and is a registered trademark used under license

Chubbsafes' policy is one of constant improvement. We reserve the right to alter any part of the specifications without notification.