



PreSec

Pre-Security Gate

The Gunnebo PreSec is a pre-security gate developed for interface to the airports passenger flight information systems to check the validity of the passengers entitlement to enter the security area. The integrated reader will confirm that the boarding pass is valid for the day of travel, the availability of the flight and other specific security items to allow the passenger to proceed in their passage through the airport.

The PreSec is located prior to the security before the traveller enters the security screening area, this being a major security junction between airside and landside. The gate utilises Gunnebo's fully proven and robust sliding gate mechanisms to prevent inadvertent "push through" but offering clear passage visibility for security staff combined with speed of operation and safety.

Gunnebo believe that taller glass panels are a necessity are pre-security check points together with a detection system preventing unauthorised access but also allowing the passage with luggage.

The passenger interface and gate usage is simple, the integral LCD display gives the passenger clear instructions on how to present their boarding pass for verification and when to proceed and in the event of non-authorisation to seek assistance.

Passage transit is controlled by Gunnebo's unauthorised passage sensor array installed within the side panels of the gate, it monitors the transit and gives confirmation of passage once the passengers have completed their transit.

In addition, the gate can also be upgraded with a passport/document reader and biometric capture devices which linked to the boarding pass verification provides greater security.



Smart Intrusion Solutions

PreSec

Technical Specifications

Drive

High reliability DC motor

Materials

Casework: AISI 304-grade grained stainless steel

Moving panels: 12mm toughened clear glass

Operating Modes

- Entry - Controlled uni-directional with unauthorised use detection
- Emergency - Moving panels configurable to be either fully open or locked

Passenger Sensors

Gunnebo unique single person detection system and algorithms

Total of 6 including 2 safety sensors to comply to the latest EU safety device regulations

Controlling Unit

Gunnebo NEP Lite controller, 24Vdc

User Interface

- Gate
Display 8 segment + 4 push button + 6 LEDs +4 dipswitches

Interface

- Gate
Built-in RS485 and COMR1 switching interface
- Embedded PC
RS232, RS485, GGA, DVI, Ethernet and USB2

Status Light

LED way mode red/green indicator to indicator on top of front display panel to indicate the lane is open/closed

Green status lights mounted around the 2D barcode reader

BENEFITS

- Simple passenger instructions
- Variable security levels
- Clear walkway visibility
- Speed of passenger throughput
- Reduction in staffing costs
- Connection to Airport passenger flight information systems

FEATURES

- Walkway widths 550 or 900mm
- Secure locking mechanism
- Moving panel heights from 1200 to 1800mm for increased security
- Power failure - Fail lock /fail safe with opening by inbuilt BBU / automatic fail safe device to open the mechanism
- Controlling unit - NEP controller
- Local/remote override
- 2D Barcode Reader
- Passenger Display
7" (152.4 x 91.44)
16:9 LCD
- Thermal Printer
- Gate Interface PC
Microsoft embedded
Windows 7

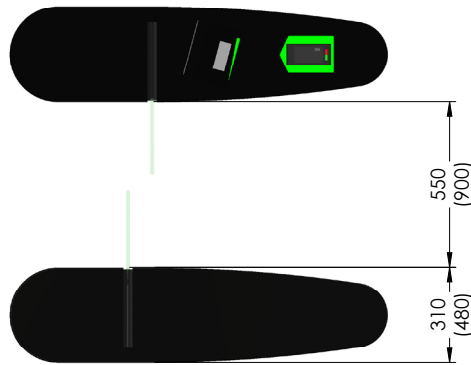
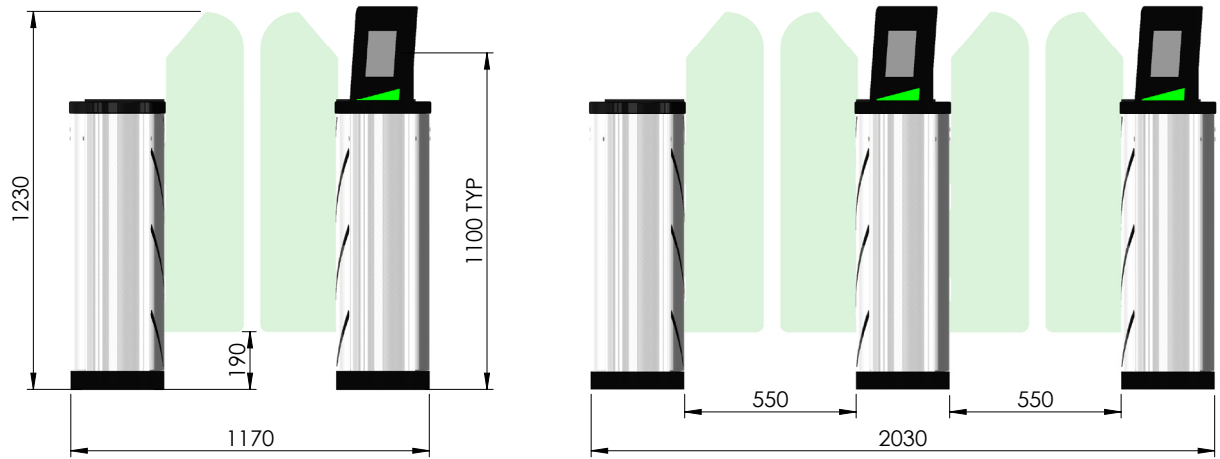
APPLICATIONS

- Airport
- Sea ports
- Airline lounges

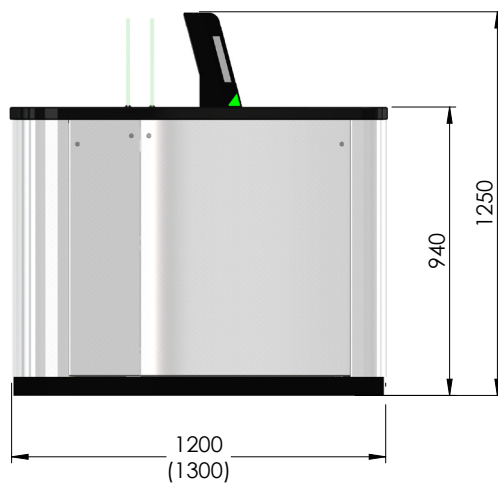
TECHNICAL DATA

- | | |
|-------------------------|---|
| ▪ Power Supply | 230Vac 50Hz/115Vac 60Hz |
| ▪ Power Rating | 345VA peak/2VA standby
700VA peak/46VA standby |
| ▪ Operating temperature | -5°C to 40°C/95%RH non-condensing |
| ▪ IP Rating | 20 |
| ▪ Flow Rates | Up to 40 passages/minute depending on passenger speed |

Site Preparation



Wide 900 mm walkway
model dimensions shown in
brackets(...)



Concrete Base to specification at least (cube) 300N/mm² of resistance. Base to be flat and level to +/- 5mm over footprint area.

International Standards

CE compliance meeting the following directives:

- 89/336/EC EMC
- 72/23/EC Low Voltage
- 987/37/EC Machinery

Norms

- EN 60335-1 (2002) Safety of Household appliances and special electrical appliances
- EN 61000-6-3 (2002) Electromagnet compatibility - generic standard, emission
- EN 61000-6-2 (2002) Electromagnet compatability - generic standard, immunity
- UL compliance to the standard:
UL 325 Door, Drapery, Gate, Louver and Window Operators and Systems

For further information please contact:

Gunnebo Entrance Control
Bellbrook Business Park
Uckfield TN22 1QQ
United Kingdom

Tel +44 1825 761 022
E-mail info.entrancecontrol@gunnebo.com
Web www.gunnebo.com



In pursuit of its policy of continuous refinement and improvement, Gunnebo reserves the right to modify design and details given in this material at any time and without notice. Images enclosed in this material are examples of installations and may not be indicative of a standard product.